

SECRETARIA EXECUTIVA
DEPARTAMENTO NACIONAL DE TRÂNSITO

PORTARIA No- 86, DE 20 DE DEZEMBRO DE 2006








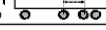


























O DIRETOR DO DEPARTAMENTO NACIONAL DE TRÂNSITO-DENATRAN, no uso das atribuições que lhe foram conferidas pelo art. 19, inciso I, da Lei nº 9.503, de 23 de setembro de 1997, que instituiu o Código de Trânsito Brasileiro - CTB; e Considerando o disposto no parágrafo 1º do artigo 6º da Resolução nº 211/2006 - CONTRAN, resolve:

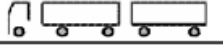
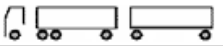
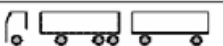
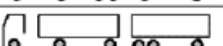

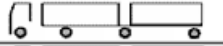
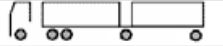





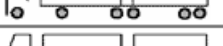

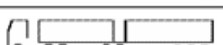


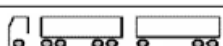

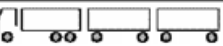


Art. 1º- Homologar os veículos e as combinações de veículos de transporte de carga constantes do anexo desta Portaria, com seus respectivos limites de comprimento, peso bruto total - PBT e peso bruto total combinado - PBTC.

Art. 2º- Esta Resolução entra em vigor na data de sua publicação.

ALFREDO PERES DA SILVA

COMPOSIÇÕES HOMOLOGADAS PARA O TRANSPORTE DE CARGA

COMPOSIÇÕES		Peso máximo por eixo ou conjunto de eixos (t)	PBT E PBTC (t)							Comprimento máximo (m)
			Comprimento total (metros)							
			inferior ou igual a 14,0	inferior a 16,0	superior ou igual a 16,0	inferior a 17,5	superior ou igual a 17,5	superior a 19,8	superior ou igual a 25,0	
Caminhão		6+10 = 16	16							14,0
		6+17 = 23	23							
		12+17 = 29	29							
Caminhão + semi-reboque		6+10+10= 26		26	26					18,6
		6+10+17= 33		33	33					
		6+10+10+10 = 36		36	36					
		6+10+25,5 = 41,5		41,5	41,5					
		6+10+10+17=43		43	43					
		6+10+10+10+10= 46		45	46					
		6+17+10=33		33	33					
		6+17+17=40		40	40					
		6+17+10+10= 43		43	43					
		6+17+25,5 = 48,5		45	48,5					
		6+17+10+17 = 50		45	50					
	6+17+10+10+10 =53		45	53						
Caminhão + reboque		6+10+10+10 = 36				36	36			19,8
		6+10+10+17 = 43				43	43			
		6+17+10+10 = 43				43	43			
		12+17+10+10=49				45	49			
		6+10+17+17 = 50				45	50			
		6+17+10+17= 50				45	50			
		12+17+10+17= 56				45	56			
	6+17+17+17= 57				45	57				
Caminhão + semi-reboque + reboque		6+10+10+10+10=46				45	46			19,8
		6+17+10+10+10=53				45	53			
		6+10+17+10+10=53				45	53			
		6+10+10+17+10=53				45	53			
Caminhão + 2 semi-reboque		6+10+10+10=36				36	36			19,8
		6+17+10+10=43				43	43			
		6+10+17+10=43				43	43			
		6+10+10+17=43				43	43			
		6+17+10+17=50				45	50			
		6+17+17+10=50				45	50			
		6+10+17+17=57				45	57			

COMPOSIÇÕES QUE NECESSITAM DE AUTORIZAÇÃO ESPECIAL DE TRÂNSITO - AET									
Caminhão + semi-reboque + reboque		6+10+10+10+10=46						46	30,0
		6+17+10+10+10=53						53	
		6+10+17+10+10=53						53	
		6+10+10+17+10=53						53	
		6+10+10+10+17=53						53	
Caminhão + 2 semi-reboque		6+10+10+10=36						36	30,0
		6+17+10+10=43						43	
		6+10+17+10=43						43	
		6+10+10+17=43						43	
		6+17+10+17=50						50	
		6+17+17+10=50						50	
		6+10+17+17=50						50	
		6+17+17+17=57						57	
Caminhão + 2 semi-reboque		6+17+25,5+17 = 65,5						65,5	30,0
		6+17+17+25,5= 65,5						65,5	
		6+17+25,5+25,5= 74						74	
Caminhão + semi-reboque + reboque		6+17+17+10+10= 60						60	30,0
		6+17+17+10+17= 67						67	
		6+17+17+17+17= 74						74	
Caminhão + 2 reboque		6+17+10+10+10+10= 63						63	30,0
		6+17+10+17+10+10= 70						70	
Caminhão + 3 semi-reboque		6+17+17+17+17= 74						74	30,0

Observação: As figuras são meramente ilustrativas